

EVERWIN VIDHYASHRAM  
COMPREHENSIVE REVISION PROGRAMME – HYA

NAME: \_\_\_\_\_

LKG - \_\_\_\_\_

04.09.2019 [FN]

II – LANGUAGE WRITTEN (Part – I)

10 Marks

I. Letter dictation

4 x 1 = 4

1.



2.



3.






4.



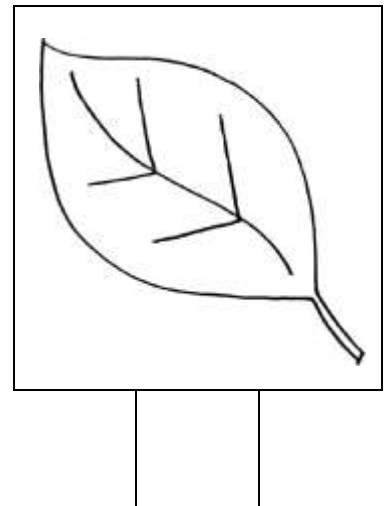
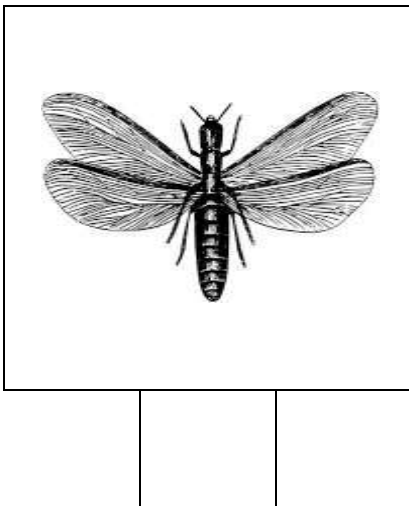
II. Match the following

3 x 1 = 3

இ	
சு	
ஆ	

III. Write the first letter of the picture

3 x 1 = 3



NAME: \_\_\_\_\_

LKG - \_\_\_\_\_

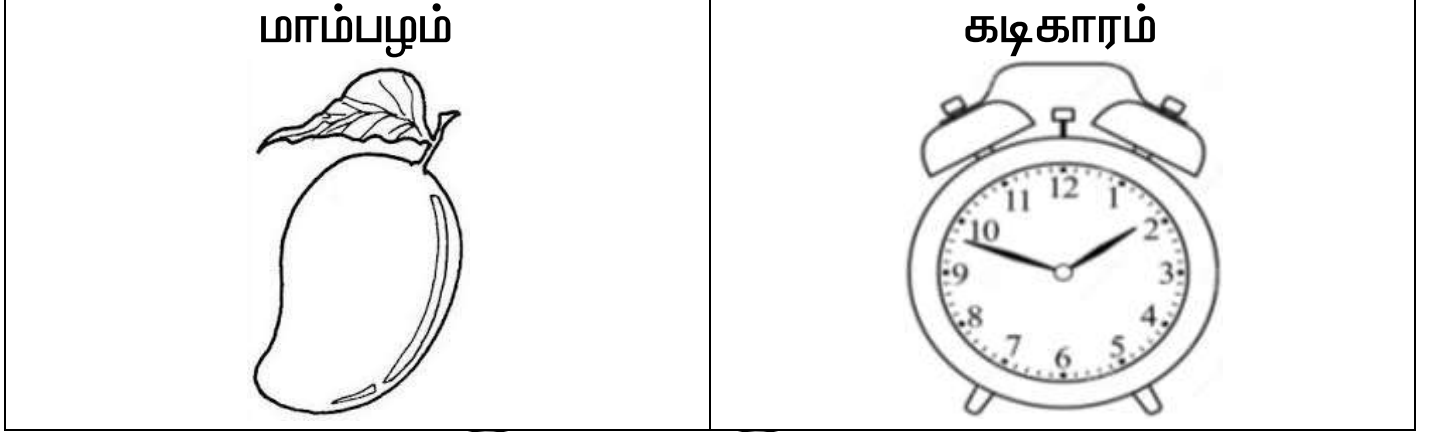
04.09.2019 [AN]

II – LANGUAGE RECITATION

10 Marks

Recite the following Rhymes

2 x 5 = 10



Pronunciation - 2 Marks  
 Action - 1 Mark  
 Completion - 2 Marks

NAME: \_\_\_\_\_

LKG - \_\_\_\_\_

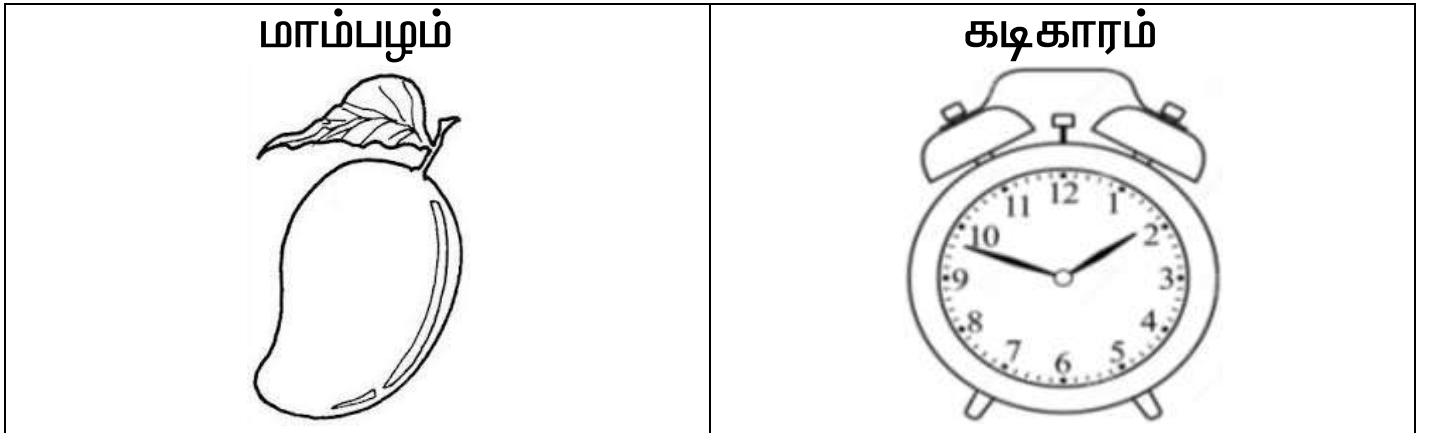
04.09.2019 [AN]

II – LANGUAGE RECITATION

10 Marks

Recite the following Rhymes

2 x 5 = 10



Pronunciation - 2 Marks  
 Action - 1 Mark  
 Completion - 2 Marks

EVERWIN VIDHYASHRAM  
COMPREHENSIVE REVISION PROGRAMME – HYA

NAME: \_\_\_\_\_

LKG - \_\_\_\_\_

04.09.2019 [FN]

II – LANGUAGE WRITTEN (Part – I)

10 Marks

I. Letter dictation

4 x 1 = 4

1.



2.



3.






4.




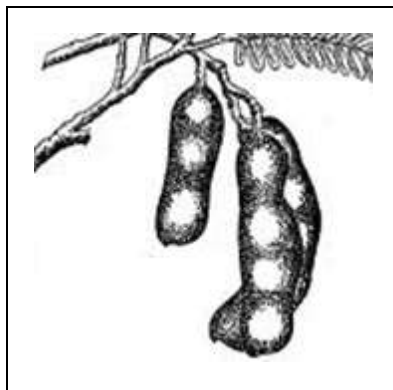
III. Match the following

3 x 1 = 3

अ	
इ	
ऋ	

III. Write the first letter of the picture

3 x 1 = 3



NAME: \_\_\_\_\_

LKG - \_\_\_\_\_


04.09.2019 [AN]

II – LANGUAGE RECITATION

10 Marks

Recite the following Rhymes

2 x 5 = 10



Pronunciation - 2 Marks  
Action - 1 Mark  
Completion - 2 Marks

NAME: \_\_\_\_\_

LKG - \_\_\_\_\_


04.09.2019 [AN]

II – LANGUAGE RECITATION

10 Marks

Recite the following Rhymes

2 x 5 = 10



Pronunciation - 2 Marks  
Action - 1 Mark  
Completion - 2 Marks

EVERWIN VIDHYASHRAM  
COMPREHENSIVE REVISION PROGRAMME – HYA

NAME: \_\_\_\_\_

LKG - \_\_\_\_\_

04.09.2019 [AN]

II – LANGUAGE STORY

10 Marks

I. Narrate the story

5 Marks



அறிவுள்ள காகம்

Pronunciation - 1 Mark  
Action - 1 Mark  
Completion - 2 Marks  
Moral - 1 Mark

II. Answer the following

5 Marks

1. காகம் எங்கு அமர்ந்திருந்தது? [1 M]	2. வடையை எடுத்தது யார்? [2 M]	3. காகம் எப்படி பாடியது? [2 M]
---	-------------------------------	-----------------------------------

EVERWIN VIDHYASHRAM  
COMPREHENSIVE REVISION PROGRAMME – HYA

NAME: \_\_\_\_\_

LKG - \_\_\_\_\_

04.09.2019 [AN]

II – LANGUAGE STORY

10 Marks

I. Narrate the story

5 Marks



அறிவுள்ள காகம்

Pronunciation - 1 Mark  
Action - 1 Mark  
Completion - 2 Marks  
Moral - 1 Mark

II. Answer the following

5 Marks

1. காகம் எங்கு அமர்ந்திருந்தது? [1 M]	2. வடையை எடுத்தது யார்? [2 M]	3. காகம் எப்படி பாடியது? [2 M]
---	-------------------------------	-----------------------------------

EVERWIN VIDHYASHRAM  
COMPREHENSIVE REVISION PROGRAMME – HYA

NAME: \_\_\_\_\_

LKG - \_\_\_\_\_

04.09.2019 [AN]


II – LANGUAGE STORY

10 Marks

I. Narrate the story

5 Marks

लालची चूहा



Pronunciation - 1 Mark  
Action - 1 Mark  
Completion - 2 Marks  
Moral - 1 Mark

II. Answer the following

5 Marks

1. चुन्नु मुन्नु दोनों में  
पर हुई लड़ाई।

\_\_\_\_\_ [1 M]

2. लोमड़ी ने कौए से क्या कहा? [2 M]

3. किसने खूब डाँटा? [2 M]

EVERWIN VIDHYASHRAM  
COMPREHENSIVE REVISION PROGRAMME – HYA

NAME: \_\_\_\_\_

LKG - \_\_\_\_\_

04.09.2019 [AN]


II – LANGUAGE STORY

10 Marks

I. Narrate the story

5 Marks

लालची चूहा



Pronunciation - 1 Mark  
Action - 1 Mark  
Completion - 2 Marks  
Moral - 1 Mark

II. Answer the following

5 Marks

1. चुन्नु मुन्नु दोनों में  
पर हुई लड़ाई।

\_\_\_\_\_ [1 M]

2. लोमड़ी ने कौए से क्या कहा? [2 M]

3. किसने खूब डाँटा? [2 M]