

ENGLISH

I. **Cursive a - z**

a b c d e f g h i j k l m n o p q r s t u v w x y z

II. **Vowels**

There are five vowels. They are a, e, i, o, u.

III. **Consonants**

There are 21 consonants. They are - b, c, d, f, g, h, j, k, l, m, n, p, q, r, s, t, v, w, x, y, z.

IV. **Dictation Words**

Two letter words - an, am, as, at, on, go, to, do, my, up

Three letter words - Term - 1: Pg. 25

ab	cab	lab	tab	dab
----	-----	-----	-----	-----

ad	bad	lad	mad	had
----	-----	-----	-----	-----

Term - 1: Pg. 28

ag	lag	bag	rag
----	-----	-----	-----

am	ham	jam	yam
----	-----	-----	-----

an	man	ran	tan
----	-----	-----	-----

Term - 1: Pg. 30

ap	lap	gap	nap	rap
----	-----	-----	-----	-----

at	rat	mat	pat	sat
----	-----	-----	-----	-----

Term - 1: Pg. 31 can be given as TRY AT HOME

Three letter words - Term - 1: Pg. 36

ed	bed	red	fed
----	-----	-----	-----

eg	leg	keg	beg
----	-----	-----	-----

Term - 1: Pg. 38

en	den	pen	ten	men
----	-----	-----	-----	-----

et	get	jet	pet	net
----	-----	-----	-----	-----

Term - 1: Pg. 39 can be given as TRY AT HOME

Three letter words - Term - 2: Pg. 3

ib	rib	nib	bib
----	-----	-----	-----

id	kid	hid	lid
----	-----	-----	-----

Term - 2: Pg. 5

ig	big	fig	dig	pig
----	-----	-----	-----	-----

im	dim	him	sim	rim
----	-----	-----	-----	-----

Term - 2: Pg. 7

in	bin	pin	tin	fin
----	-----	-----	-----	-----

ip	hip	lip	sip	tip
----	-----	-----	-----	-----

Term - 2: Pg. 9

it	pit	sit	kit	fit
----	-----	-----	-----	-----

ix	fix	six	mix	pix
----	-----	-----	-----	-----

Term - 2: Pg. 10 can be given as TRY AT HOME

Three letter words - Term - 2: Pg. 15

ob	cob	mob	rob	job
----	-----	-----	-----	-----

od	cod	rod	God	nod
----	-----	-----	-----	-----

Term - 2: Pg. 18

og	fog	log	dog
----	-----	-----	-----

op	hop	cop	mop
----	-----	-----	-----

ot	cot	lot	pot
----	-----	-----	-----

Term - 2: Pg. 20

ox	box	fox	pox
----	-----	-----	-----

oy	boy	joy	toy
----	-----	-----	-----

Term - 2: Pg. 21 can be given as TRY AT HOME

Three letter words - Term - 2: Pg. 26

ub	cub	rub	tub
----	-----	-----	-----

ud	bud	cud	mud
----	-----	-----	-----

Term - 2: Pg. 28

ug	rug	bug	hug
----	-----	-----	-----

um	gum	hum	sum
----	-----	-----	-----

Term - 2: Pg. 30

un	fun	run	sun
----	-----	-----	-----

up	cup	pup	sup
----	-----	-----	-----

Term - 2: Pg. 32

us	bus	pus	--
----	-----	-----	----

ut	cut	hut	but
----	-----	-----	-----

Term - 2: Pg. 33 can be given as TRY AT HOME

V. Digraphs - Term - 3: Pg. 4

ch	chip	chop	ph	photo	phone	sh	ship	shoe	th	thin	them
----	------	------	----	-------	-------	----	------	------	----	------	------

Term - 3: Pg. 6

bl	blue	black	fl	flap	flag	pl	plug	plum	sl	slap	slip
----	------	-------	----	------	------	----	------	------	----	------	------

Term - 3: Pg. 8

sc	scarf	scoop	sn	snap	snack	sp	spin	spoon	sw	swan	swim
----	-------	-------	----	------	-------	----	------	-------	----	------	------


Term - 3: Pg. 10

br	brick	brown	dr	drum	drink	fr	frog	frock	gr	grow	green
----	-------	-------	----	------	-------	----	------	-------	----	------	-------

Term - 3: Pg. 15

ee	jeep	sleep	bee	ll	bell	tell	ball	oo	boot	book	moon
----	------	-------	-----	----	------	------	------	----	------	------	------

Worksheets like these to be done. More of picture words to be taught to differentiate the consonant digraphs



VI. Opposites

come x go	near x far	on x off
sit x stand	dry x wet	in x out
up x down	hot x cold	open x close
new x old		

VII. One and many

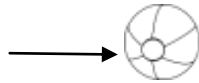
bat - bats	eye - eyes	bed - beds
cat - cats	ear - ears	leg - legs
mug - mugs	hen - hens	pin - pins
hand - hands		

VIII. This - That

This - Near

That - Far

1. This is a ball.




2. This is a cup.



3. That is a kite.



4. That is a star.



IX. This

1. What is this?

A. This is a cake.



2. What is this?

A. This is a pen.



X. That

1. What is that?

A. That is a fan.



2. What is that?

A. That is a tree



XI. Opposites

pull x push	give x take	first x last
over x under	hard x soft	inside x outside
bright x dull	night x day	above x below
front x back		

XII. Articles

A, an and the are called articles.

A - before consonants.

Eg. A bat

A net

An - before vowels.

Eg. An egg

an ant

XIII. Read the questions & answers below and circle the correct word

1. Who / Where is playing? A. He is Playing.	2. Who / What is this? A. This is a pencil.
3. When / What is your name? A. My name is Ravi.	4. Where / When are you? A. I am at school.
5. When / Who will you come? A. I will come at 5 p.m	

XIV. Read the questions & answers below and write the correct word

(What, Where, Who, When)

1. _____ is that?
A. That is a kite.
2. _____ are they?
A. They are my friends.
3. _____ is your pencil?
A. It is in my box.
4. _____ is your school's name?
A. My school's name is Everwin.
5. _____ are you coming?
A. I will come on Sunday.

XV. TENSES

Present Tense	Past Tense
sit	sat
run	ran
eat	ate
see	saw
get	got

Present Tense	Past Tense
go	went
give	gave
come	came
drink	drank
write	wrote

XVI. **MYSELF** (Each sentence full page practice)

My name is _____.	I am a boy / girl.	I am 5 years old.
I am in U.K.G	My school's name is Everwin	

MATHS - NOTES OF LESSON

I. Numbers

1	2	3	4	5	6	7	8	9	10
11	12	13	14	15	16	17	18	19	20
21	22	23	24	25	26	27	28	29	30
31	32	33	34	35	36	37	38	39	40
41	42	43	44	45	46	47	48	49	50

51	52	53	54	55	56	57	58	59	60
61	62	63	64	65	66	67	68	69	70
71	72	73	74	75	76	77	78	79	80
81	82	83	84	85	86	87	88	89	90
91	92	93	94	95	96	97	98	99	100

101	102	103	104	105	106	107	108	109	110
111	112	113	114	115	116	117	118	119	120
121	122	123	124	125	126	127	128	129	130
131	132	133	134	135	136	137	138	139	140
141	142	143	144	145	146	147	148	149	150

151	152	153	154	155	156	157	158	159	160
161	162	163	164	165	166	167	168	169	170
171	172	173	174	175	176	177	178	179	180
181	182	183	184	185	186	187	188	189	190
191	192	193	194	195	196	197	198	199	200

II. Number names

<i>one - 1</i>	<i>six - 6</i>	<i>eleven - 11</i>	<i>sixteen - 16</i>
<i>two - 2</i>	<i>seven - 7</i>	<i>twelve - 12</i>	<i>seventeen - 17</i>
<i>three - 3</i>	<i>eight - 8</i>	<i>thirteen - 13</i>	<i>eighteen - 18</i>
<i>four - 4</i>	<i>nine - 9</i>	<i>fourteen - 14</i>	<i>nineteen - 19</i>
<i>five - 5</i>	<i>ten - 10</i>	<i>fifteen - 15</i>	<i>twenty - 20</i>

III. Ascending order

5	6	8	3	1
1	3	5	6	8

6	2	7	8	5
2	5	6	7	8

4	3	8	7	10
3	4	7	8	10

1	3	5	7	9
1	3	5	7	9

IV. Descending order

3	6	9	10	1
10	9	6	3	1

4	6	2	3	1
6	4	3	2	1

6	8	4	3	5
8	6	5	4	3

8	10	9	7	6
10	9	8	7	6

V. Backward counting

20	19	18	17	16	15	14	13	12	11	
10	9	8	7	6	5	4	3	2	1	0

VI. Skip counting

10	20	30	40	50	60	70	80	90	100
----	----	----	----	----	----	----	----	----	-----

VII. Circle the smaller number

23	11
14	18
33	41
54	60
8	5

Circle the bigger number

44	33
15	12
29	41
60	33
44	24

VIII. Place Value

Number
34
29
10
48

Tens
3
2
1
4

Ones
4
9
0
8

IX. SHAPES - According to the term books

X. Place Value

Number
78
85
46
99
50

Tens
7
8
4
9
5

Ones
8
5
6
9
0

XI. Circle the smaller number

123	65
78	98
83	88
20	90
109	10

Circle the bigger number

135	150
87	137
94	56
37	137
50	20

XII. Ascending order

23	45	50	13	36
13	23	36	45	50

49	45	47	41	40
40	41	45	47	49

38	18	29	49	32
18	29	32	38	49

23	29	26	21	28
21	23	26	28	29

XIII. Descending order

12	45	28	36	50
50	45	36	28	12

33	36	31	39	38
39	38	36	33	31

46	20	31	28	15
46	31	28	20	15

12	19	10	17	14
19	17	14	12	10

XIV. Place Value

	tens	ones	Number
	1	8	18
	2	9	29

BACKWARD COUNTING

30	29	28	27	26	25	24	23	22	21	
20	19	18	17	16	15	14	13	12	11	
10	9	8	7	6	5	4	3	2	1	0

NUMERALS 151 – 250

201	202	203	204	205	206	207	208	209	210
211	212	213	214	215	216	217	218	219	220
221	222	223	224	225	226	227	228	229	230
231	232	233	234	235	236	237	238	239	240
241	242	243	244	245	246	247	248	249	250
251	252	253	254	255	256	257	258	259	260
261	262	263	264	265	266	267	268	269	270
271	272	273	274	275	276	277	278	279	280
281	282	283	284	285	286	287	288	289	290
291	292	293	294	295	296	297	298	299	300

NUMBER NAMES

21 - twenty one	thirty - 30	33 - thirty three	forty - 40
22 - twenty two	thirty - 30	36 - thirty six	forty - 40
25 - twenty five	thirty - 30	34 - thirty four	forty - 40
27 - twenty seven	thirty - 30	38 - thirty eight	forty - 40
29 - twenty nine	thirty - 30	35 - thirty five	forty - 40
44 - forty four	fifty - 50	58 - fifty eight	sixty - 60
42 - forty two	fifty - 50	53 - fifty three	sixty - 60
47 - forty seven	fifty - 50	56 - fifty six	sixty - 60
49 - forty nine	fifty - 50	51 - fifty one	sixty - 60
45 - forty five	fifty - 50	59 - fifty nine	sixty - 60

64 - sixty four	seventy - 70	72 - seventy two	eighty - 80
66 - sixty six	seventy - 70	75 - seventy five	eighty - 80
68 - sixty eight	seventy - 70	79 - seventy nine	eighty - 80
63 - sixty three	seventy - 70	77 - seventy seven	eighty - 80
67 - sixty seven	seventy - 70	71 - seventy two	eighty - 80

81 - eighty one	ninety - 90	92 - ninety two	one hundred - 100
83 - eighty three	ninety - 90	94 - ninety four	one hundred - 100
85 - eighty five	ninety - 90	96 - ninety six	one hundred - 100
87 - eighty seven	ninety - 90	98 - ninety eight	one hundred - 100
89 - eighty nine	ninety - 90	99 - ninety nine	one hundred - 100

VI. ADDITION

Picture Addition

$$\begin{array}{r}
 3 \text{ III} \\
 + 6 \text{ III III} \\
 \hline
 9 \\
 \hline
 \end{array}$$

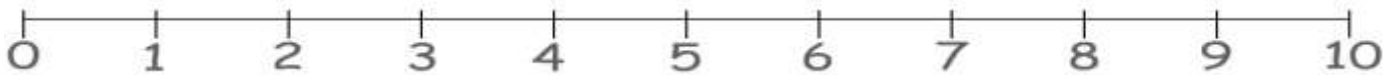
$$\begin{array}{r}
 7 \text{ III III III} \\
 + 3 \text{ III} \\
 \hline
 10 \\
 \hline
 \end{array}$$

NUMBER LINE ADDITION



$$\begin{array}{r}
 2 \\
 + 3 \\
 \hline
 5 \\
 \hline
 \end{array}$$

MORE SUMS



$$\begin{array}{r}
 3 \\
 + 3 \\
 \hline
 6 \\
 \hline
 \end{array}
 \quad
 \begin{array}{r}
 2 \\
 + 2 \\
 \hline
 4 \\
 \hline
 \end{array}$$

$$\begin{array}{r}
 5 \\
 + 5 \\
 \hline
 10 \\
 \hline
 \end{array}$$

$$\begin{array}{r}
 9 \\
 + 0 \\
 \hline
 9 \\
 \hline
 \end{array}$$

$$\begin{array}{r}
 4 \\
 + 4 \\
 \hline
 8 \\
 \hline
 \end{array}$$

SUBTRACTION

$$\begin{array}{r} 50000 \\ - 3 \\ \hline 2 \end{array}$$

$$\begin{array}{r} 7000000 \\ - 3 \\ \hline 4 \end{array}$$

$$\begin{array}{r} 50000 \\ - 3 \\ \hline 2 \end{array}$$

$$\begin{array}{r} 6000000 \\ - 6 \\ \hline 0 \end{array}$$

IV. COMPARISON

34	<	64
----	---	----

28	>	21
----	---	----

V. CIRCLE THE BIGGER NUMBER

22	29
----	----

36	33
----	----

CIRCLE THE SMALLER NUMBER

75	50
----	----

98	83
----	----

I. அ வரிசை

க்	+	அ	=	க
----	---	---	---	---

ச்	+	அ	=	ச
----	---	---	---	---

ட்	+	அ	=	ட
----	---	---	---	---


த்	+	அ	=	த
----	---	---	---	---

ப்	+	அ	=	ப
----	---	---	---	---

II. அ வரிசை (க - ன)

III. சொல்வதை எழுதுக (with drawing)

கண்	
-----	---

பல்	
-----	---

கல்	
-----	---

பழம்	
------	---

மரம்	
------	---

6.	உண்	7.	மண்	8.	நம்	9.	படம்	10.	வனம்
----	-----	----	-----	----	-----	----	------	-----	------

I. ஆ வரிசை

ங்	+	ஆ	=	நா
----	---	---	---	----

ஞ்	+	ஆ	=	ஞா
----	---	---	---	----


ம்	+	ஆ	=	மா
----	---	---	---	----


ர்	+	ஆ	=	ரா
----	---	---	---	----


ழ்	+	ஆ	=	ழா
----	---	---	---	----


II. ஆ வரிசை (கா - னா)

III. சொல்வதை எழுதுக (with drawing)

காகம்	
-------	---

கால்	
------	--

நாள்	
------	---

வானம்	
-------	---

தாள்	
------	---

6.	தானம்	7.	பாய்	8.	பால்	9.	காய்	10.	நாய்
----	-------	----	------	----	------	----	------	-----	------

I. இ வரிசை

ண்	+	இ	=	ணி
----	---	---	---	----

ந்	+	இ	=	நி
----	---	---	---	----




ய்	+	இ	=	யி
----	---	---	---	----


வ்	+	இ	=	வி
----	---	---	---	----


ற்	+	இ	=	றி
----	---	---	---	----

II. இ வரிசை (கி - னி)

III. சொல்வதை எழுதுக (with drawing)

நில்		விரல்		சிப்பி	
------	---	-------	---	--------	---

நிலா	
------	---

விழி	
------	---

6.	கிளி	7.	பிடி	8.	திரி	9.	நிறம்	10.	மிதி
----	------	----	------	----	------	----	-------	-----	------

I. ஈ வரிசை

ல்	+	ஈ	=	மீ
----	---	---	---	----

ண்	+	ஈ	=	னீ
----	---	---	---	----

க்	+	ஈ	=	கீ
----	---	---	---	----

ப்	+	ஈ	=	பீ
----	---	---	---	----

ற்	+	ஈ	=	றீ
----	---	---	---	----

II. ஈ வரிசை (கீ - னீ)

III. சொல்வதை எழுதுக (with drawing)

தீபம்		நீந்து		மீன்	
-------	---	--------	---	------	---

நீர்	
------	---

கீரி	
------	---

6.	தீ	7.	நீலம்	8.	சீனி	9.	மீதி	10.	வீரம்
----	----	----	-------	----	------	----	------	-----	-------

I. உ வரிசை

ண் + உ = ணு

ம் + உ = மு

ள் + உ = ளு

ட் + உ = டு

ற் + உ = று

II. உ வரிசை (கு - னு)

III. சொல்வதை எழுதுக (with drawing)

நுங்கு  முயல்  குருவி 

முள் 

தும்பி 

6. துணி 7. சுவர் 8. சுடர் 9. புல் 10. குயில்

IV. ஊ வரிசை

க் + ஊ = கூ

ட் + ஊ = டூ




த் + ஊ = தூ

ல் + ஊ = லூ

ன் + ஊ = னூ

I. ஊ வரிசை (கூ - னூ)

II. சொல்வதை எழுதுக (with drawing)

கூடம்  நூறு  நூல் 

மூக்கு 

கூடம் 

6. கூடு 7. தூண் 8. மூடி 9. பூ 10. பூட்டு

I. स्वर

अ	आ	इ	ई	उ	ऊ	ऋ	ए	ऐ	ओ	औ	अं	अः
---	---	---	---	---	---	---	---	---	---	---	----	----

II. व्यंजन

क वर्ग	क	ख	ग	घ	ङ.
--------	---	---	---	---	----

च वर्ग	च	छ	ज	झ	ञ
--------	---	---	---	---	---

ट वर्ग	ट	ठ	ड	ढ	ण
--------	---	---	---	---	---

त वर्ग	त	थ	द	ध	न
--------	---	---	---	---	---

प वर्ग	प	फ	ब	भ	म
--------	---	---	---	---	---

य	र	ल	व	श	ष	स	ह
---	---	---	---	---	---	---	---

III. अ की मात्रा

थ्	+	अ	=	थ
----	---	---	---	---


ट्	+	अ	=	ट
----	---	---	---	---

च्	+	अ	=	च
----	---	---	---	---

क्	+	अ	=	क
----	---	---	---	---



IV. Two letter words

नल		टब		घन	
----	---	----	---	----	---

एक	1	खत	
----	---	----	---

V. Three letter words

कलम		बतख		मटर	
-----	---	-----	---	-----	---

बटन		शहद	
-----	---	-----	---

VI. आ की मात्रा

स्	+	आ	=	सा
----	---	---	---	----

ट्	+	आ	=	टा
----	---	---	---	----

ध्	+	आ	=	धा
----	---	---	---	----


ड्	+	आ	=	डा
----	---	---	---	----

च्	+	आ	=	चा
----	---	---	---	----

ह्	+	आ	=	हा
----	---	---	---	----

Dictation Words (with drawing)

माला		छाता		तारा	
------	---	------	---	------	---

सात	7	घडा	
-----	---	-----	---

6.	जाल	7.	आग	8.	गाय	9.	मान	10.	हार
----	-----	----	----	----	-----	----	-----	-----	-----

VII. इ की मात्रा

ब्	+	इ	=	बि
----	---	---	---	----

त्	+	इ	=	ति
----	---	---	---	----


ज्	+	इ	=	जि
----	---	---	---	----



ल्	+	इ	=	लि
----	---	---	---	----

थ्	+	इ	=	थि
----	---	---	---	----

द्	+	इ	=	दि
----	---	---	---	----

Dictation Words (with drawing)

दिन		सिर		रवि	
-----	--	-----	--	-----	--

लिख		बिल	
-----	---	-----	---

6.	गिन	7.	मिल	8.	चिड	9.	पिता	10.	ऋषि
----	-----	----	-----	----	-----	----	------	-----	-----

VIII. ई की मात्रा

म्	+	ई	=	मी
----	---	---	---	----

स्	+	ई	=	सी
----	---	---	---	----

ब्	+	ई	=	बी
----	---	---	---	----



र्	+	ई	=	री
----	---	---	---	----

व्	+	ई	=	वी
----	---	---	---	----

य्	+	ई	=	यी
----	---	---	---	----

Dictation Words (with drawing)

तीर		घडी		नदी	
-----	---	-----	---	-----	---

चील		एडी	
-----	---	-----	---

6.	नीर	7.	तीन	8.	खीर	9.	कील	10.	दीप
----	-----	----	-----	----	-----	----	-----	-----	-----

IX. उ की मात्रा

ग् + उ = गु

ध् + उ = धु

त् + उ = तु

क् + उ = कु


भ् + उ = भु

न् + उ = नु

Dictation Words (with drawing)

पुल		खुश		मुख	
-----	---	-----	---	-----	---

गुफा	
------	---

चुप	
-----	---

6. सुन 7. कुल 8. धुन 9. तुम 10. ऋतु

X. ऊ की मात्रा

श् + ऊ = शू

द् + ऊ = दू




ह् + ऊ = हू

स् + ऊ = सू


ख् + ऊ = खू

प् + ऊ = पू

Dictation Words (with drawing)

फूल		दूध		चूहा	
-----	---	-----	---	------	---

भालू	
------	---

जूता	
------	---

6. भूल 7. पूरी 8. धूप 9. खूब 10. धूम