

STD: I

GRAMMAR BOOK EXERCISE

Vowels and Consonants (Pg No. 3)

★ Help them circle only the vowel letter in the word on each cookie.

Son g    jam    on    ir    pet    hut

★ Write the vowel letters, one on each leaf.



★ Write all the consonant letters and complete the Alphabet wall.

a    b    c    d    e    f  
 g    h    i    j    k    l  
 m    n    o    p    q    r  
 s    t    u    v    w    x  
 y    z

★ Read each word aloud listen to the vowel sound.

★ Utter the sound of the letters as you write them in the boxes.

complete the table.

Word	Consonant (c)	Short vowel (v)	Consonant (C)	Add e	Read and say
Cap	c	a	p	e	Cape
Mad	m	a	d	e	Made
Pin	p	i	n	e	Pipe
Kit	k	i	t	e	Kite
Rod	r	o	d	e	Rode
Not	n	o	t	e	Note
Tub	t	u	b	e	Tube
Cut	c	u	t	e	Cute

★ Each picture has lost one vowel letter from its name. Insert the missing letter. Say the word.

P    i    p    e

C    a    n    e

R    i    p    e

- ★ Add magic “e” at the end of the given words with short vowel sounds. Read the new word and listen to the vowel say its own name.

r	o	b	robe
f	i	n	Fine
f	a	t	Fate
c	u	b	Cube
sh	i	n	Shine
d	o	t	Dote

h	i	d	hide
d	i	n	dine
c	o	p	cope
t	a	p	tape
h	o	p	hope
h	u	g	huge

- ★ Nicky is teasing her friends Tim, Sam, Pete and Jane after learning about magic “e” so she calls.

Tim, Time ,

Sam, Same,

and pete and Jane become P e t and J a n

- ★ Read the clues, write the words on the lines.

1. used for sticking t a p e

2. toothpaste comes in this t u b e

3. move on a cycle r i d e

4. ice cream also comes in this: c o n e

This – That

- ★ Read the words given in the word box.

In box A write the names of things near Nicky

In box B write the names of things not near Nicky. One has been done for you.

doll cow train ball dog

teddy pond hut bat tree

A – Things near Nicky	B – Things not near Nicky
doll	cow
train	dog
ball	pond
teddy	hut
bat	tree

- ★ Take words from the word box and complete the sentences.

This	That	man	hen
------	------	-----	-----

1. This is a hen
2. That is a man
3. This is a hat
4. That is a cow

★ Tick (✓) the correct word. Write it on the line.

1. This is a book  
 This     That
2. That is a lamp  
 This     That
3. That is a horse  
 This     That

★ Circle [○] This or That correctly.

- ★ This/That is a fan
- ★ This/That is a tree.
- ★ This/That is a bird.
- ★ This/That is a ball.

★ Spot the mistakes in the following sentences. Rewrite the sentences correctly.

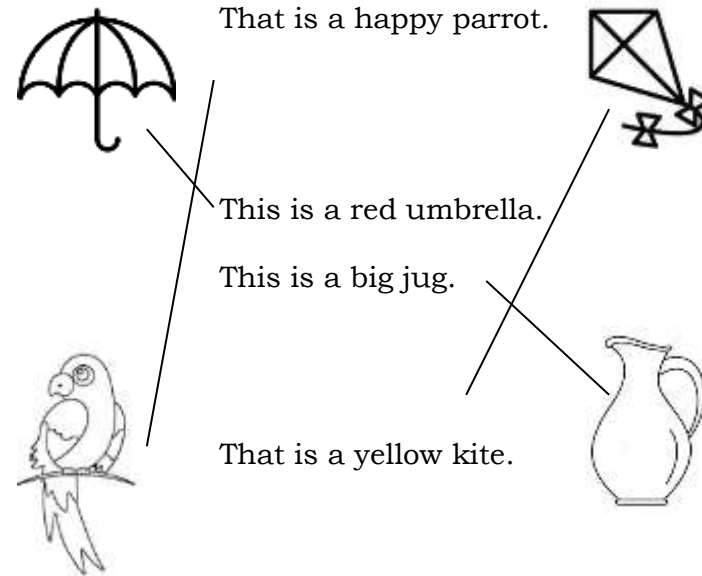
1. That is a rat.

Ans. This is a rat.

2. This is a cat.

Ans. That is a cat

★ Match the sentences with pictures.



★ Fill in the blanks with This or That

1. That is a mango tree.
2. This is a naughty monkey.

3. That is a tiny lamb.

4. This is a fence

Page No. 9

Blends – 1

★ Join the letters b, c, f, g, p and s with l. Pronounce the blends.

Tick (✓) the words that begin with each blend.

(b) ✓ + (l) = ✓ bl

block	broom	ball	blood
-------	-------	------	-------

(c) + ✓ (l) ✓ = cl

crow	click	clap	call
------	-------	------	------

(f) ✓ + ✓ (l) = fl

float	frog	flame	fell
-------	------	-------	------

(g) ✓ + ✓ (l) = gl

glow	glad	grass	gas
------	------	-------	-----

(p) ✓ + (l) = ✓ pl

plate	pine	proud	play
-------	------	-------	------

(s) + ✓ (l) = ✓ sl

saw	story	slate	slow
-----	-------	-------	------

Page No. 10

★ Join the letters b, c, d, f, g, p and t with r. Pronounce the blends. Tick (✓) the words that begin with each blend.

(b) ✓ + ✓ (r) = br

bring	best	bread	bleat
-------	------	-------	-------

(c) + ✓ (r) = cr

cone	cross	crawl	cub
------	-------	-------	-----

(d) ✓ + ✓ (r) = dr

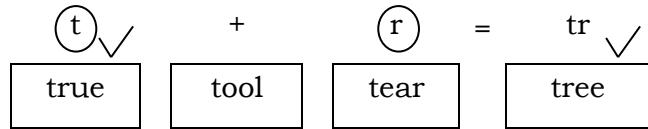
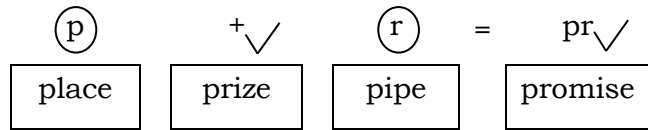
drop	door	drive	down
------	------	-------	------

(f) ✓ + (r) = fr

fruit	Friday	fun	fork
-------	--------	-----	------

(g) ✓ + (r) = ✓ gr

garden	green	good	grape
--------	-------	------	-------



Page No. 11

- ★ What's the initial blend?
- ★ Look at the pictures. Say the words Listen to the sounds. Write down the letters forming the initial blends on the blank lines.

Blade      Cloud      Flute  
Sleep      Gue      Pum

- ★ Fill in the following columns with word hiding in the pink grid. Add a word or two under each blend.

br	cr	dr	fr	gr	pr	tr
brave	cry	dry	free	grin	press	try
brown	crown	drum	frown	grind	pray	tray
brush	crow	drop	frog	greet	prey	trap

w	e	f	r	e	e	p
n	c	r	y	l	p	r
b	r	o	w	n	j	e
r	o	w	t	r	y	s
a	w	n	r	p	g	s
v	n	o	a	r	r	d
e	d	r	y	a	e	r
p	i	l	f	y	e	u
g	r	i	n	d	t	m

Naming words – Nouns

Page No. 12

- ★ Encircle [○] only the names of things Nicky clicked.

baby      den      hill  
 car      cave       house  
 drum       cow      shop

- ★ Write names of four things that you would like to click.

\_\_\_\_\_ Fan      \_\_\_\_\_ Tree      \_\_\_\_\_ Chair      \_\_\_\_\_ Book

★ Encircle [○] the word that names each picture. Write the word.

Pg No. 13

Person	Animal	Place	Thing
boy run	see lion	beach cool	small pot
boy	lion	beach	pot
read doctor	parrot call	school big	rose good
doctor	parrot	school	rose

★ Read the words given in the box.

★ Write the nouns under the correct headings.

duster	bus	swing	cycle	grass
bedroom	mother	bear	teacher	deer

At home	on the road	In the classroom
bedroom	bus	duster
mother	cycle	teacher

In the park	In the Zoo
Swing	bear
grass	deer

Page No. 14

★ What is it? Person, animal, place or thing?

Nails and noses, Spain and roses

Owls and elephants, bananas and clowns,

Uncle mitra and Aunty Chitra

Names are called as nouns.

★ Underline the nouns in the poem. Write them in the correct columns below.

Person	Animal	Place	Thing
Uncle Mitra	Owls	Spain	Nails
Aunty Chitra	Elephants		Roses
Clowns			Bananas

★ Write 2 nouns of your choice with these letters.

c cat, cap

m mat, man

s sun, shoe

b bat, boy

★ Complete each sentences. Write a noun from the brackets.

1. I am a \_\_\_\_\_ (girl/boy)
2. I go to school by \_\_\_\_\_ (bus/car)
3. I love to drink milk (lemon juice/milk)
4. I love my parents (table/parents)
5. I would love to have a pet dog (dog/hippo)

Page No. 15

★ Read each sentence. Draw a line under the word that names a person or an animal. Join it to the suitable label on the right.

1. Look at the girl Person
2. His dog is big
3. A boy is standing with a goat animal
4. My aunt has a parrot

★ Read each sentence. Draw a line under the word that names a place or a thing. Join it to the suitable label on the right.

1. The soap is in the bathroom place
2. The eggs are sold in a shop
3. Children are playing in the garden thing
4. The table and chair are kept in the room

★ Mark a cross (x) next to the word that is not a noun. One has been done for you.

log	<input type="checkbox"/>	wall	<input type="checkbox"/>	neck	<input type="checkbox"/>	bear	<input type="checkbox"/>
big	X	thin	X	cry	X		
boat	<input type="checkbox"/>	ink	<input type="checkbox"/>	fell	X	sad	X

★ Unscramble the letters to spell the nouns.

- |             |              |               |               |
|-------------|--------------|---------------|---------------|
| ◆ a e l t b | <u>table</u> | ◆ a d c e n l | <u>candle</u> |
| ◆ r n i t a | <u>train</u> | ◆ a o p r t r | <u>parrot</u> |

A – An

★ Underline a and an as you read the poem

I have a nose that smells a rose

This is an eye looking at a hive

That is an apple hanging from a tree

Can you see an octopus roaming free?

Here's a mouse chewing at a pen

That's an egg laid by a hen

An elephant with an umbrella, what a sight!

An elf sitting on a shelf, gave me a fright!

This is a dog and it has an itch

This is an inkpot, and that is a Witch

I see an alligator snapping at an otter

Have you seen an ox smiling at a potter?

★ Write a or an in front of the given words.

1. an apple      2. a hen      3. an egg

4. a nose      5. an ox      6. an inkpot

7. an umbrella      8. a rose      9. a mouse

★ Write a or an

1. A kite and an elk

2. A piano and an ostrich

3. A church and an igloo

4. An orange and an ape

5. An angel and a lamp

6. A cow and an urn

★ Match each picture with a or an remember the vowel rule. (on your own) (student's corner)

★ How many of the following kinds of things do you see in the park?

★ Count and then note your answers as shown below.

One	More than one	One	More than one
X	two	X	four
Slide	Slides	cloud	clouds
One	X	One	X
See saw	See Saws	Cat	Cats
X	three	X	two
Swing	Swings	tree	trees



★ Encircle [O] the word that matches the picture

Read the encircled words aloud.

→ | ants ant | pens pen | duck ducks | bell bells

★ Tick (✓) the words that show that there is more than one.

★ Fill in the blanks using the correct words.

1. I saw many Cows on the road

Cow       Cows

2. Many parrots were flying in the sky

parrot       parrots

3. My uncle has nine trucks

truck       trucks

### The Busy Goats

★ Complete the sentences

★ Change the nouns to show that there is more than one

Two little goats built a house each (goat)

One little goat made the house with sticks (stick)

The other little goat used some bricks (brick)

Each house had two windows (window)

Page No. 20

★ Add -es to the words

1. two boxes

2. three foxes

★ Add -es to the words ending in S or SS

1. four glasses

2. five buses

★ Add -es to the words ending in O

1. Six tomatoes

2. Seven Potatoes

★ Complete each sentence by adding -es to the word given in ( )

1. Those birds are called thrushes (thrush)

2. There are many churches in Goa (church)

3. All the children sat on the benches (bench)

4. My teachers gave me their best wishes (wish)

5. Janet got five new dresses (dress)

★ Use any two nouns given above to make sensible sentences.

Your sentences should show more than one

★ Children wore new dresses

★ Grandmother wishes me on my birthday

★ Add -s or -es to the following nouns.

- heel - heels      ➤ toe - toes      ➤ pass - passes
- brush - brushes    ➤ mango - mangoes    ➤ tower - towers
- pillow - pillows    ➤ broom - brooms      ➤
- crutch - crutches   ➤ park - parks        ➤

★ Nicky is practising spellings. Tick (✓) the ones she has got right.

Rewrite the wrong ones correctly on her slate.

Witchs	dishes ✓	Witches
watches ✓	matchees	Matches
bushis	classes ✓	bushes
Buses ✓	torchs	torches

Page No. 22

(S) + ✓ (C) = SC ✓  
 Sand Scold Sofa Scarf

(S) + ✓ (k) = ✓sk  
 Sister Sky Spoon Skin

(S) ✓ + (l) ✓ = sl  
 Slap send Slip scold

(S) + ✓ (m) = ✓sm  
 Seven Smart Some small

(S) + (p) ✓ = sp  
 Snake sunny spider sorry

(S) ✓ + ✓ (t) = ✓st  
 Stay Steam Sit Step

(S) ✓ + (w) = ✓sw  
 Swan Soap sweet

Page No. 23

★ Complete the spelling using the correct blends.

★ Match the pictures with the words.

<u>S</u> t ar	<b>Match the</b>	<u>S</u> m oke
<u>S</u> c ore	<b>pictures</b>	<u>S</u> l ippers
<u>S</u> p oon		<u>S</u> wimming
<u>S</u> k ipping		<u>S</u> k irt

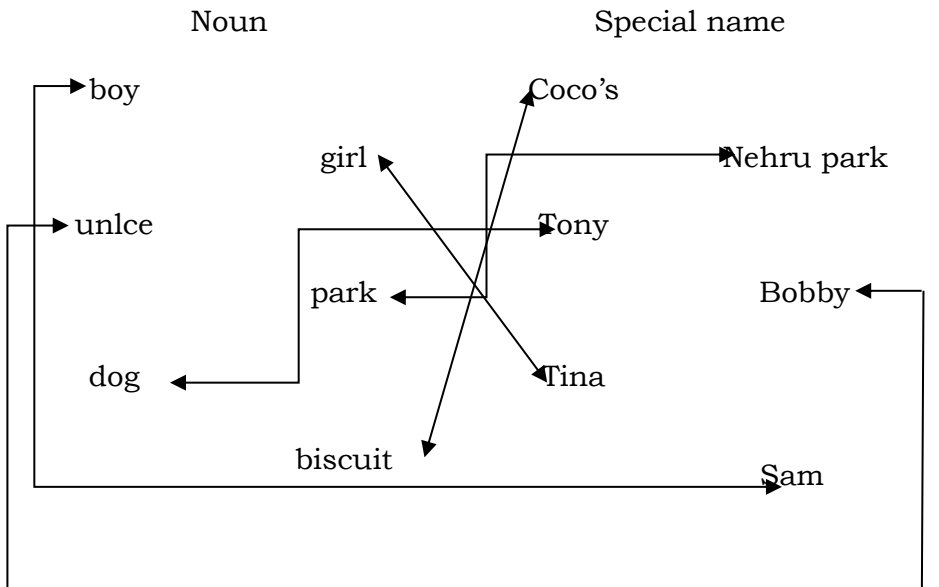
Special Names Proper Nouns

★ Help Nicky look for special names. These names begin with a capital letter. Encircle [O] them.

Coco's Nehru park Tony Sam Tina boy

biscuits Bobby park dog uncle girl

★ Match each noun with its special name. One has been done for you.



★ Encircle all the proper nouns in the story.

Tubby is a cat. It lives with Johnny They live in a building called Avalon heights. They go for a walk on Masjid Road. One day, Wicky meets Tubby and Johnny. She invites them. To see the Tajmahal. They go for a boat ride on the Yamuna river.

★ Read each sentence. Underline the proper nouns. Then, rewrite the sentences using capital letters to begin the proper nouns

1. I went to a place called nagda

I went to a place called Nagda

2. Uncle sanjay came to see me

Uncle Sanjay came to see me

3. He told me about his son, vicky

He told me about his son, Vicky

4. vicky studies at Gandhi high school

Vicky studies at Gandhi high school

5. We also met his teacher miss willy

We also met his teacher Miss Willy

★ Look at the picture. Spot and encircle [O] the words beginning with capital letters. One has been done for you.

[Science, The ugly Duckling, The Times, July, Sunday, Monday, Tuesday, Wednesday, Thursday, Friday, Saturday]

★ Do the following begin with capital letter? Read and tick [✓] the correct answer

- ★ days of the week  Yes/No
- ★ title of a book  Yes/No
- ★ name of a magazine  Yes/No
- ★ title of a newspaper  Yes/No
- ★ name of an organization  Yes/No
- ★ months of the year  Yes/No
- ★ name of an object  Yes/No

★ Tick [✓] the correctly written title of each book.

★ Write the titles properly on the book covers.

The Little      Red Hen      Cinderella

the little red hen       Cinderella

The Little Red Hen       cinderella

★ Read the sentences in each set. Tick [✓] the sentence that has been written correctly.

1. Sam has a music class on thursday

Sam has a music class on ThursDay

Sam has a music class on Thursday

2. We will shift to our new house in OctoBer

We will shift to our new house in October

We will shift to our new house in october

3. Ricky is going to the dentist on Friday

Ricky is going to the dentist on friday

Ricky is going to the dentist on FriDAY

★ Rewrite the names of the months correctly

★ Remember to begin with a capital letter.

January

February

March

April

May

June

July

August

September

October

November

December

Page No. 29

Pronouns

★ Underline the nouns

1. He is my father

My father is tall

2. She is my mother

My mother is short

3. They are my grandparents

My grandparents are old

4. It is my pet

My pet is a dog

5. We all love Ricky

Ricky and I are friends

★ Use the right word

He is tall (He, She)

She is short (He, She)

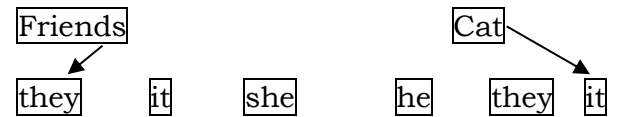
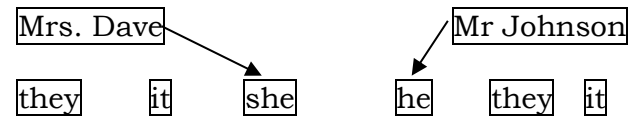
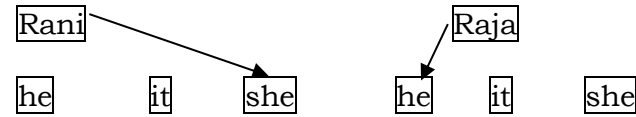
They are old (He, They)

It is a dog (She, It)

We are friends (I, We)

★ Read the names on the name plates.

★ Match each names with the correct Pronoun.



★ Unscramble the letters to find pronouns

★ ouy 

Y	O	U
---	---	---

 ★ hes 

S	H	E
---	---	---

 ★ yhte 

T	H	E	Y
---	---	---	---

★ eh 

H	E
---	---

 ★ ew 

W	E
---	---

 ★ ti 

I	T
---	---

★ Replace the underlined nouns with the correct pronouns.

➤ Jack is a small boy. He is a small boy.


➤ Jill is a sweet girl. She is a sweet.

➤ Jack and Jill went out. They went out.

➤ The pail fell down. It fell down.

Am - Is - Are

★ Nicky and Ricky have made some flashcards

★ Read the words aloud [O] the pronouns give in the 

I = I am

he = he is

She is = she

We = We are

They are = they

You = You are

It = It is

★ Fit the right word to complete each sentence.

is   are   am

➤ Ricky is a boy.

➤ Nicky is a girl.

➤ They are happy.

➤ We are reading.

➤ I am a student.

★ Tick  the correct word and complete the rest of the sentences.

1. My name is \_\_\_\_\_

is    are    am

2. My teacher is beautiful

is    are    am

3. My parents are lovable

is    are    am

★ Use is, are or am to complete the story of the little red hen.


[Refer pg.32 for pictures in book]

The hen is baking a cake.

The cat, the dog, and the pig are looking at the cake.

The hen and her chicks are eating the cake.

The cat is sad.

The dog and the pig are angry.  I am a good cook.

There is – There are

- ★ Look at the picture
- ★ Write There is if only one object is seen.
- ★ Write There are if more than one object can be seen.

- There is one cake.
  - There are seven children
- There are ten balloons
  - There are two striped hats
- There is one table
  - There are many streamers
- There is one knife
  - There is one purple balloon
- There are six candles
- There is on wrapped gift

- ★ Tick  the correct words. Fill them in the blanks to complete the sentences.

1. There are some books in the bag.

There is       There are

2. There is a napkin in the bag.

There is       There are

3. There is a lunch box in the bag.

There is       There are

4. There are many pencils in the bag.

There is       There are

5. There is a ruler in the bag.

There is       There are

- ★ Tick  the sentences that are written correctly

➤ There are one cup on the tray     

➤ There are eight snails in my garden     

➤ There is a lizard behind the sofa     

➤ There is five pears in the fruit bowl     

- ★ What can you see from where you are sitting?

There is a board.

There are four fans

Action Words – Verbs

- ★ What is Ricky doing? State his action
- ★ Encircle [O] only the words that tell us what Ricky does.

reads	eats	bench
funny	sleeps	plays
jumps	toy	dances
	drinks	happy

- ★ Match each picture with the word that name the action. [Refer pictures in book Pg. 36]

	Singing	
	Jumping	
Pictures	Running	Pictures
	Swimming	

- ★ Choose the correct words from ( ) and fill in the blanks

1. The baby is crying (cring/crying)
2. A frog is eating an insect (eeting/eating)

3. My dad is sitting in the car (sitting/citting)
4. A butterfly is flying over me (fling/flying)
5. A spider is hanging from the roof (hanging/henging)
6. A worm is crawling near me (craling/crawling)
7. Cats chase rats (chase/chaze)

- ★ Encircle [O] the words that state only actions.
- ★ Rewrite them on the lines below the pictures.

baby <u>sleeps</u>	<u>roars</u> tiger	<u>fly</u> kites	girl <u>bites</u>
<u>sleeps</u>	<u>roars</u>	<u>fly</u>	<u>bites</u>

What are verbs?

Verbs are actions that we do

Eat, drink, read and write

Run, jump, sleep and fight,

Bake, cook, dance and laugh, too

- ★ Underline all the verbs in the poem
- ★ List any four of those verbs below.

Eat   drink   read   Run



★ Read each sentence. Encircle [O] the verb.

- Nicky clicks pictures
- Ricky looks at the pictures
- Ricky likes the pictures
- Nicky thanks Ricky
- Nicky shuts the album

Page No. 38

★ Read the poem

★ Tick  the correct answers write them in the blanks.

1. One action the rain is doing: pouring

- snoring     pouring

2. One action the old man is doing: snoring

- snoring     raining

3. The old man will not get up till morning

- sleep     get up

★ There are 8 verbs in the grid. Encircle [O] them.

a	t	h	i	n	k	w	b
w	s	h	t	l	n	s	r
a	b	d	a	n	c	e	u
l	a	r	l	b	p	e	s
k	t	u	k	e	h	2	h
t	h	n	n	2	e	u	s
a	e	i	p	a	i	n	t

★ Enclose (O) the verbs that are spelt correctly.

smyle

clean

bite

find

clean

finde

bhite

smile


This – These – That – Those

★ Complete these sentences

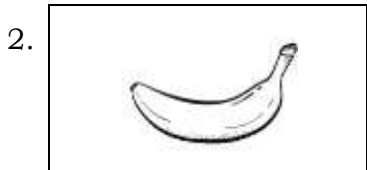
1. Look at this      This is a bat
2. Look at these      These are mice
3. Look at that      That is a box
4. Look at those      Those are bags

★ Read the sentences

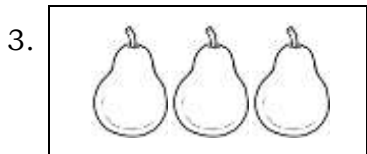
★ Draw the missing pictures



These are apples




This is a banana



Those are pears

4.



That is a carrot

★ Look at the pictures. Tick  the correct word. Complete the sentences

1. These are pens.

These       Those

2. Those are pens.

These       Those

Is or Are

★ Use is or are in the right place.

1. This is a jack fruit

These are jack fruits

2. That is a walnut

Those are walnuts

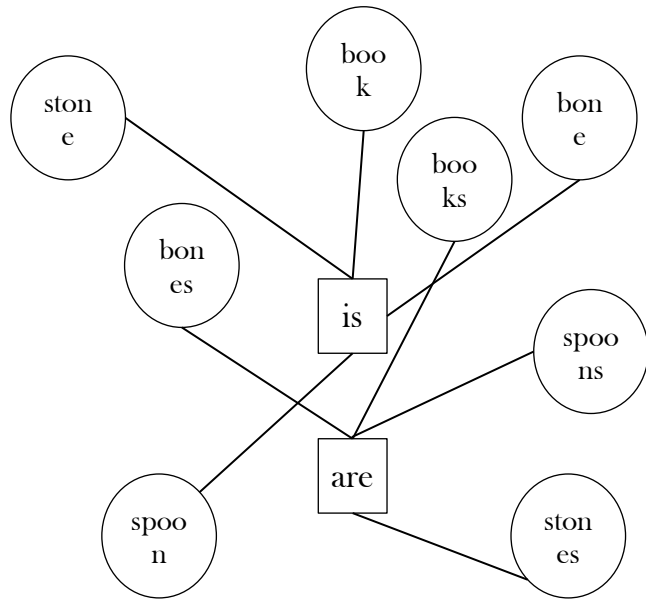
3. These are cherries

This is a cherry

4. Those are pineapples

That is a pineapple

★ Is or are? Match the words in red to the words in



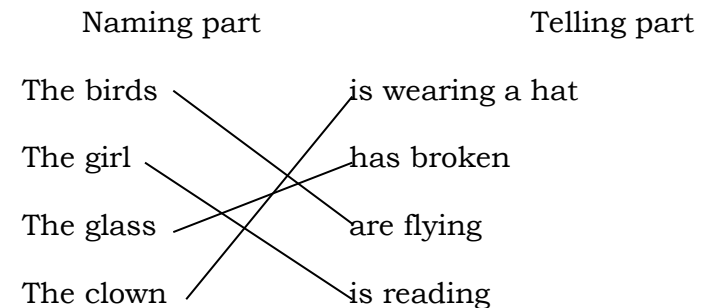
Sensible Sentences

★ What is Nicky saying about the animals?

★ Complete the table. One has been done for you.

Name of animal	The action
A lion	is roaring
A cat	is jumping
A snake	is hissing
A pony	is trotting
A peacock	is dancing
A mouse	is eating

★ Look at the pictures. Join the naming part with its corresponding telling part.



★ Encircle [O] the naming part in each sentence.

1. The dog is playing
2. Nicky is singing
3. Ricky is painting
4. The duck is swimming

★ Complete the telling part of each sentence by using the correct words from the box.

1. They are eating their food.
2. A man is throwing paper in a bin.
3. Children are playing in the sand.
4. An old man is riding a bicycle.

Page No. 44

★ Draw lines to match the correct sentence parts

- | Naming part | Telling part |
|-------------|--------------|
| 1. Polly    | is a parrot  |
|             | is a boy     |
| 2. Nirav    | is a parrot  |
|             | is a boy     |

3. Polly is playing with a ball  
is eating a chilli
4. Nirav is playing with a ball  
is eating a chilli
5. Nirav and Polly are friends  
are brother and sister

★ Rewrite each sentence correctly

★ Begin with a capital letter and end with a full stop (.)

1. a rat lives in a hole  
A rat lives in a hole.
2. the bedroom is small  
The bedroom is small.
3. those flowers are pretty  
Those flowers are pretty.

Page No. 45

★ Tick (✓) the sentence with the correct word order in each set.

- I love mother my
- I love my mother
- My friend her mother loves

- My friend loves her mother
- My dad loves me
- Me my dad loves
- School I love going to
- I love going to school

- ★ Draw a line to connect the words in the right order
- ★ Then, write the sentence below, remember the rules.
  - There are red and black ants.
  - The monkey is a naughty animal.

Page No. 46

And

- ★ Now, Complete the sentence using and.
  1. I see a horse and a pony.
  2. I see a cow and a calf.
- ★ Complete each sentence using and
  1. I see a hen and a chicken
  2. I see an eagle and an eaglet

- ★ Read each set of sentences. Then, connect them using and.
  1. Nicky is sitting and eating.
  2. Nick is on a swing, and Ricky is on a slide.
  3. Both Ricky and Nicky are skipping.

- ★ Complete each sentence using and.
  1. I ate a burger and an ice cream  
a burger      an ice cream
  2. Riya likes singing and dancing  
singing      dancing
  3. Asit loves dogs and cats  
dogs      cats

Page No.48

Comma

- ★ Write the names of things each one chooses. Put a Comma (,) in the  to separate each item.
 

Ricky chooses a toy  a puzzle  a train set  and a frizbee

Nicky chooses a Barbie doll  a teddy  ludo  and a chess
- ★ Complete the given sentences. Use a comma to separate each item.
  - Anu, Ram and Ravi are my friends.
  - I like to eat ice cream, chocolate, sweets and biscuits.

★ Add Commas to separate these items.

1. I saw a man, a woman and many boys and girls at the park.
2. The children were shouting, running, jumping and playing.
3. I saw a bench, a fountain and a fence
4. I also saw dogs, squirrels and many birds.
5. I saw two parrots, three king fishers and four robins on a single tree.

★ Tick  the sentence which is correct in each set.

1.  I ate a sandwich and, an apple, and, a banana.  
 I ate a sandwich, an apple, and a banana.  
 I ate a sandwich, an apple and a, banana.
2.  I have red socks, and brown shoes, and a, black belt.  
 I have red, socks brown, shoes and a black, belt.  
 I have red socks, brown shoes, and a black belt.

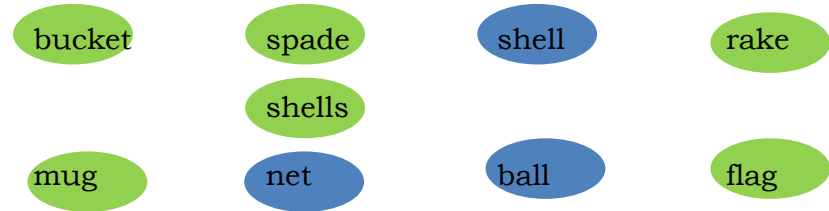
★ Complete the sentence using word from the box.

I have a box of crayons, three books, six pencils and a ruler in my bag.

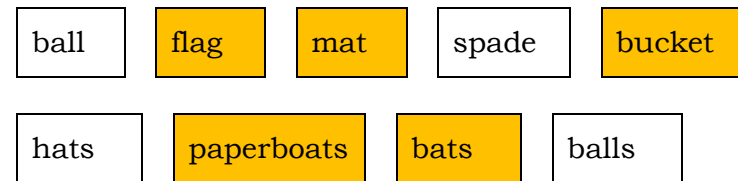
Has – Have

Encircle [O] the names of things. Nicky has in blue.

Encircle [O] the names of things. Ricky has in green.



★ Colour the names of things Jack and Jill have in yellow.



★ First complete the sentence orally Then, write it on the lines.

Jack and Jill have bats, ball, flag

mat, bucket and paper boats

★ Tick  the correct word. Write it on the line

1. Reema and Renu have a big boat.

has       have

2. They have a nice cabin on the boat.

has       have

3. The cabin has a bed and a chair in it.

has       have

4. Do you have a boat, too?

has       have

5. I have three paper boats.

has       have

★ Complete the sentences. Use has or have with colour words of your choice. One has been done for you.

1. Anil has a purple umbrella

2. Swati has a red hat

3. Manju and Devan have a blue car.

4. Our cat has brown eyes.

5. Their parrots have a red ring around their necks.

6. The tomars have many pink flowers in their garden.

Joining Sentences using “But”

★ Read the two sentences given next to each set of pictures below.

★ Join the sentences using but.

a. Puppy wants to play. Ricky is sleepy.

Puppy wants to play but Ricky is sleepy.

b. Nicky is hungry. The fridge is empty.

Nicky is hungry but the fridge is empty.

★ Join the two sentences below using but.

Nicky has a cute cat but it is naughty.

★ Draw a line to match the sentence parts.

Ojas has a new shirt but      the jug is empty  
Rohan wants water but      she cannot read  
Naina got a letter, but      the rope is broken  
Aleena wants to slip, but      it does not fit him

Types of Sentences

★ Choose the correct word to complete the sentence.

- 1. Jim wanted a car, but he was given a cycle (cycle/car)
- 2. I like long pencils, but this pencil is short (short, long)
- 3. The story was nice, but it was long. (good/long)
- 4. Nicky wants to ride a pony, but she gets a horse (horse/pony)

★ Write a sentence using but

An elephant is big but a rat is small.

★ Add ch, sh or ph to complete these words.

- C h ick    S h eep    P h oto
- S h oe    C h ain    C h in
- P h one    S h ip

★ Enclose [ ] the words that have the same initial sound as

- Thumb    Think    They    Them    The
- This    Thing    Thick    Thank
- Wheel    Whale    Who    Whistle    Whole
- What    Wheat    Whose

★ Tick (✓) the telling sentences

- 1. Father told Rohit to wash his hands before eating
- 2. I want to eat a cheese sandwich for dinner
- 3. Is that your book?
- 4. I will swim in the river
- 5. Shall I take a ball with me, too?
- 6. Palak is a good runner

★ Colour the boxes of asking sentences

- 1. There are many snails in my garden
- 2. Who will drive the car?
- 3. May I go with Neeti for the movie?
- 4. She always travels by bus
- 5. Where did the birds go?
- 6. Shall I wear a raincoat?



★ Write a telling sentence and an asking sentence?

I like to eat an apple.

May I quench my thirst.

Page No. 58

Question words

★ Crossout (x) the picture that doesnot answer the question.

<b>Who?</b>	<b>What?</b>
a teacher      a man a school	a table      a <del>child</del> a ball
<b>Where?</b>	<b>When?</b>
at home      a <del>kite</del> in a box	12:00 O'      today clock a <del>bus</del>
<b>Why?</b>	<b>How?</b>
because I'm      to stay dry hungry a <del>building</del>	by jumping      a ladder by <del>baking</del>

★ Tick  the question word that completes the question

★ Write the word on the line.

1. Who is your teacher?

What       Who

2. What are you going to buy?

What       Who

3. Where do you stay?

Who       Where

4. When will you go to sleep?

When       Who

5. How will you go home?

Who       How

6. Why is mummy angry?

Who       Why

Page No. 61

Dan and the Van

★ Read about Mr. Dan

★ Answer the questions.

1. Who is Mr. Dan?

Mr. Dan is a man.

2. What does Mr. Dan have?

Mr. Dan have a pan, a can, a fan, and a van.

3. Where are the can and the fan?

The can and the fan are in the van.

4. Why does Mr. Dan run with the pan?

To get the can and the fan.

5. What will Mr. Dan have to carry?

The can, the fan and the pan.

Describing Words Adjectives

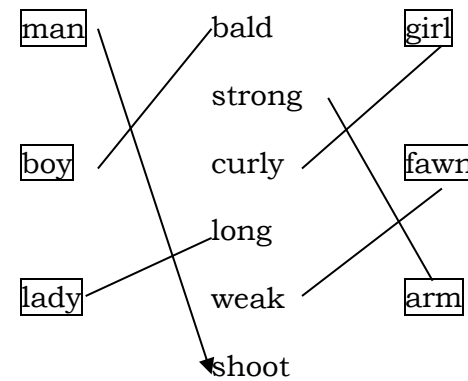
★ Encircle [O] the word groups which describes the pictures correctly.

- a thin baby
- a black car
- a fat girl
- a tiny butterfly
- a happy frog
- one ball
- a big car
- a yellow butterfly
- a round table
- a chubby baby
- a dirty room
- a clean room
- an angry frog

★ Tick  the words that match the pictures.

- an oldman
- a thinlog
- a pale fish
- a youngman
- a thicklog
- a colourful fish

★ Draw lines to match the words with the pictures.



★ Write the words that best describe the nouns given below.

- The sun is yellow (black/<sup>✓</sup>yellow)
- The sky looks blue (green/<sup>✓</sup>blue)
- The moon seems white (<sup>✓</sup>white/red)

**Adjectives** name colour, shape, and number,  
**Describe** feelings, size, and picture;

Jokers are silly and very funny;

Egg is white, just like a bunny;

Cats are furry and very cuddly;

Trains are long, and soap is bubbly;

Ice cream's soft and very icy;

Vans can be small and very noisy;

Empty, full, big, and small . . .

So many adjectives, count them all!

★ Underline all the adjectives in the poem. List any four

White      big      long      soft

★ Encircle [O] each adjective. Then write it on the line.

➤ Wide road      Wide

➤ Juicy plum      Juicy

➤ Tasty sandwich      Tasty

➤ Naughty cat      Naughty

➤ Sandy beach      Sandy

Page No. 65

Position words – Prepositions

★ Tick (✓) the things Ricky has on his table.

~~book~~

Paint ~~box~~ mug

cat

clock

~~Pen~~ stand

Pen

Paint brush chair

★ Encircle [O] the things Nicky has in her cupboard.

frocks

shoes

teddy

Pillow

Fish mobile

basket

purses

★ Tick (✓) the correct position word.

The rabbit is over/~~under~~ the chair.

The cat is jumping ~~over~~/under the chair.

Page No. 66

★ Read the sentences. Underline the two nouns in each sentence.

Encircle [O] the preposition.

➤ Pluto is on the car

➤ Pluto is in the basket

➤ Pluto is under the table

➤ Pluto is behind the gate

➤ Pluto is jumping over the flowerbed

✓

★ Underline the prepositions. Rewrite them on the lines.

in front of the pool

in front of

near the tree

near

between the trees

between

in the pool

in

★ Write a sentence using any one preposition

Fruits are in the basket.

Page No. 67

★ Look at each picture. Tick  the correct preposition. Complete the sentence.

➤ The hens are on the roof

on the roof

in the roof

➤ The flower is in the vase

on the vase

in the vase

➤ The monkey is in front of the fridge.

in front of the  
fridge

behind front of  
the fridge

➤ The cycle is between the cars

in front of the cars

between the cars

➤ The cow is under the tree

over the tree

under the tree

Page No. 68

Fluffy

★ Answer the questions

1. Who was Fluffy?

Fluffy was a little pink rabbit.

2. Where did he live?

He lived in a burrow at the bottom of a tree in a park.

3. When did little boys and girls come to play?

Little boys and girls came to play every evening.

4. How did Fluffy behave on seeing the children?

Fluffy hopped, rolled and ran about on seeing the children.

5. What did Fluffy eat?

Fluffy ate carrots and spinach leaves.

6. When would Fluffy hop towards his burrow?

Fluffy would hop towards his burrow at the sunset.

Review and Evaluate

★ Underline the nouns in each sentence.

i The cow is eating a cabbage.

ii Shika likes to eat bread with Jam

iii The farmer is in his field.

★ Encircle [O] the words that mean more than one.

(hills) potatoes eye boxes  
leg home dogs  
house doctor teacher

★ Write the special naming words with capital letters in the

henry  Henry crow  delhi  Delhi  
market  april  April  
glass  monday  Monday yamuna  Yamuna

★ Look at the pictures and guess what Rick is saying.

(This)/that bicycle This (that) glider  
This (that) icecream (This)/that T-shirt

★ Write a or an before each noun.

an egg a basket a kite an ant  
a snake an umbrella

★ Encircle [O] the pronoun that replaces the underlined word or words

They  
(i) Tim and Tom love to dance (Wet/They)

She  
(ii) Mother made a milkshake (It/She)

It  
(iii) This bag is heavy (It/They)

We  
(iv) Ricky and I cleaned the floor (He/We)

★ Tick  the correct option

(i) There are many frogs in the big pond

There is  There are

(ii) There is a big frog in the small pond

There is  There are

(iii) This is a pretty dress

is  are

(iv) These clothes \_\_\_\_\_ dirty

is             are

★ Complete the sentences with am, is or are

I am Nikhat. I am from Delhi. Ojas is my friend. He is from simla. Both of us are tall. We are best friends.

★ What are these animals doing? Name the actions

roaring                      sleeping                      running  
bathing                      eating

★ Fill in the blanks with this, these, that or those

this kite      that candle      those oranges      these pens

★ Tick  the words that make complete sense.

My name       His name is uday

The bear looks hungry       cold day is

★ Join the naming part with its corresponding telling part

My friend ●                      ● is blowing  
The wind ●                      ● is shining in the sky  
The Sun ●                      ● is very kind

★ Complete each sentence using and

1. Henry bought a water bottle and a bag.

2. The snowman wore a cap and a scarf

★ Use commas to separate these items.

i) Megha feeds cats, dogs, cows and pigeons every day.

ii) I can see red, blue, green, yellow and purple kites in the sky.

★ Encircle [O] the describing words in each sentence.

1. She told us a (long) story.

2. This is a (dark) room.

3. My mother has (ten) bangles.

4. Give me a (oval) mirror.

Page No. 72

★ Tick (✓) the correct word.

1. Nicky has a pony.

has             have

2. The dog has a bone

has             have

3. Nicky and Ricky have many friends

has             have

4. Spiders have eight legs

has             have

★ Draw lines to connect the parts.

The days were hot, but ● it is beautiful  
The black pup is naughty, but ● the nights were cold  
This house is small, but ● the white pup is calm

