

STD: III

EVERWIN VIDHYASHRAM
EVS WORKSHEET

1. LIVING AND NON-LIVING THINGS

WORKSHEET – 1

A. Circle the non-living things.

Bag, Box, Helicopter, Car.

B. Unscramble.

1. Chick, 2. Calf, 3. Baby, 4. Plant.

C. Circle the odd ones.

Sparrow, cow, Hill, Cycle.

D. How does the following move?

1. Closing its leaves.

2. Towards the sun.

3. Swim

4. Fly

WORKSHEET – 2

A. Fill the box.

Living things
Human beings
Plants
Animals

Non-living things
Book
Pen
Chair

B. Explore the hidden non-living things:

Thread, chair, gum, violen, lorry.

C. Answer in one word:

1. Mimosa Pudica

3. By laying eggs

2. Antenna

4. Stomata

WORKSHEET – 3

A. Name any five living things that breathe with lungs.

Lion, Tiger, Cat, Dog, Whale.

B. How does the following living things breathe?

1. Lungs 2. Airholes [Spiracles] 3. Lungs and skin

2. MORE ABOUT PLANTS

WORKSHEET – 1

A. Mark F for fibrous and T for Tap root.

1. F 2. T 3. F 4. T 5.T

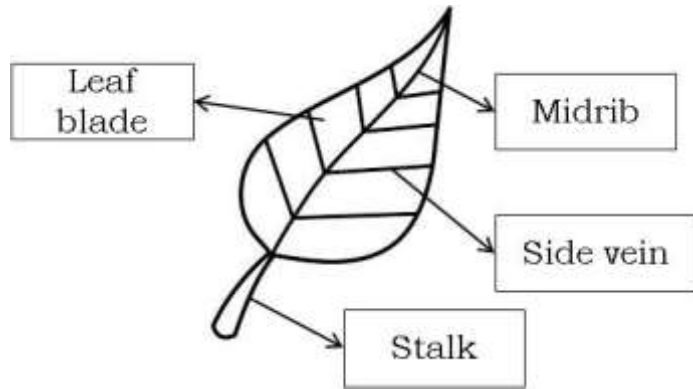
B. Unscramble:

1. Maize root 2. Radish 3. Coriander

C. Tick the functions of the roots:

1. 2. 3.

D. Label its parts.



WORKSHEET – 2

A. Match the plants.

1. Tree 2. Herbs 3. Shrubs 4. Climber.

B. Answer in one word:

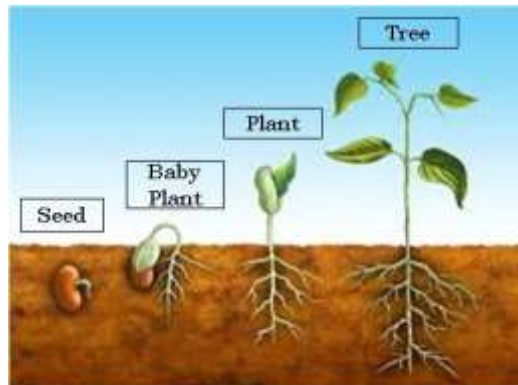
1. Pineapple 2. Nectar 3. Cactus 4. Lotus 5. Germination

C. Identify the seeds:

1. Mustard 2. Cumin 3. Wheat 4. Rice

WORKSHEET – 3

A. Draw the process of germination of a seed:



B. Tick the correct statement and cross the wrong:

1. 2. 3.

3. ANIMALS AND THEIR FOOD

WORKSHEET – 1

A. Match.

1. Herbivores – Cow, Goat, Elephant, Deer
2. Carnivores – Tiger, Crocodile
3. Omnivores – Crow, Bear

B. Answer your quiz cards.

1. Cheetah, 2. With their feet 3. Female mosquito.

C. Unscramble.

1. Blue Whale 2. Hyena 3. Squirrel 4. Leech

WORKSHEET – 2

A. Circle and wright the right answer.

1. Omnivores 2. Snakes 3. Butterfly 4. Squirrels

B. Answer in one word.

1. Herbivores 2. Insects 3. Vulture

4. BIRDS

WORKSHEET – 1

A. Identify and match the feather:

1. Down feather 2. Flight feather 3. Body feather.

B. Unscramble and write the words:

1. Perching
2. Talons
3. Geese
4. Crane
5. Peacock

WORKSHEET – 2

A. Identify the birds:

1. Woodpecker
2. Tailor bird
3. Penguin
4. Sparrow
5. Eagle

B. Highlight any three points:

1. Long pointed beak – Suck nectar
2. Short and hard beak – make nest in our houses
3. Short and hard beak – to tear the flesh.

C. Quiz cards:

1. Humming Bird
2. Beak
3. Ostrich

WORKSHEET – 3

A. Match:

1. Vulture
2. Duck
3. Peacock
4. Parrot

B. Name any three.

Singing Birds	Mimic Birds
Nightingale	Parrot
Cuckoo	American crow
House – Sparrow	Lyre Bird

5. THE HUMAN BODY

WORKSHEET – 1

A. Match the organs:

1. Internal organs – Brain, Pancreas, Lungs, Kidney, Liver.
2. External organs – Hands, Eye, Legs, Ear, Nose.

B. Answer quiz cards:

1. Cells
2. Organism
3. Nerves.

C. Unscramble:

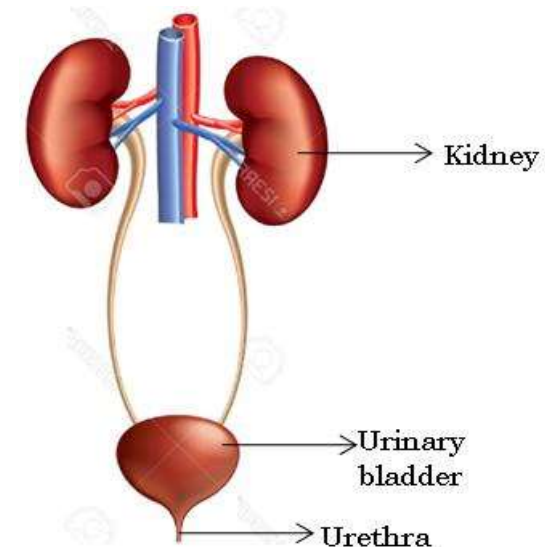
1. Muscles
2. Skeleton
3. Lungs
4. Heart

WORKSHEET – 2

A. Rearrange the statements.

- 4, 1, 5, 2, 6, 3.

B. Identify the organ system.



C. Name the pictures

1. Tissue 2. Skeleton 3. Liver

WORKSHEET – 3

A. Observe the pictures:

1. Generation

B. ✓ the correct statements and x the wrong statements.

1. X 2. ✓ 3. ✓ 4. ✓

C. Explore the hidden systems:

1. Respiratory 2. Excretory 3. Digestive
4. Muscular 5. Nervous 6. Skeletal

6. STAYING SAFE

WORKSHEET – 1

A. Reverse and Identify the words.

1. Subway 2. First Aid 3. Antiseptic 4. Bandage

B. Pack up your First Aid Box.

1. Bandage 2. Scissor 3. Handwash 4. Grip Band

C. Circle the odd ones:

1. Sleep 2. Gum 3. Carpenter 4. Calm

WORKSHEET – 2

A. Fill the box with any Do's and Dont's:

1. Use Zebra crossing or subway to cross the road. 1. Do not play on roads.
2. Always walk on the footpath 2. Do not touch electrical switches with wet hands.

3. Obey traffic rules.

3. Do not fly kites on the terrace

B. Circle and write:

1. Dry 2. Queue 3. Sharpener
4. Subway 5. Footpath

C. What do you understand from the given pictures?

1. Cross the road at zebra crossing 2. Stand in queue

WORKSHEET – 3

A. Name any five places that you find crowded.

1. Market 2. Railway 3. Malls 4. Bus stop 5. Traffic station

B. Colour the lights on the traffic signal.

1. Red – Stop
2. Yellow – Wait
3. Green – Go

C. Guess the answers.

1. Ambulance 2. Band-aid 3. Traffic 4. 108

7. HOUSING AND CLOTHING

WORKSHEET – 1

A. Identify and match the houses correctly based on the clues below.

1. Kutcha 2. Pucca House 3. Igloo

B. Identify the items present in the living room.

1. Sofa
2. Television
3. Flower vase
4. Light
5. Floor mat

C. Identify and colour the type:

1. Caravan

WORKSHEET – 2

A. Identify the words by their type of construction:

1. Hut
2. Tent
3. Stilt
4. Apartment
5. Caravan

B. Answer in one word:

1. Silkworm
2. Cocoon
3. Synthetic fibres
4. Cotton

C. Identify the types of cloth:

1. Silk
2. Wool
3. Cotton
4. Jute

WORKSHEET – 3

A. Think and answer:

- 1.
- 2.
3. When we live together we can make our house a home.

8. SOIL

WORKSHEET – 1

A. Explore the hidden words:

B. Match the organisms:

1. Snail
2. Earthworm
3. Ant
4. Beetle

C. Answer in a word.

1. Humus
2. Weathering
3. Humus

WORKSHEET – 2

A. Match the pictures:

1. Clayey Soil
2. Loamy
3. Sandy Soil

B. Circle and write the right answer:

1. Soil
2. Fertile
3. Clay
4. Plants
5. Crops

WORKSHEET – 3

A. Who am I?

1. Clay
2. Soil
3. Minerals
4. Humus
5. Sand

B. Observe the picture and suggest.

1. Avoid deforestation
2. Plant more trees
3. Avoid chemical fertilizers

9. SOLIDS, LIQUIDS AND GASES

WORKSHEET – 1

B. Circle the odd ones

1. Water 2. Book 3. Ice 4. Petrol

C. Mark 'S' for Solids 'L' for Liquids and 'G' for Gases.

S, L, G, S

L, S, G, S

WORKSHEET – 2

A. Mark 'T' for true and 'F' for false statements.

1. T 2. F 3. F 4. T

B. Answer your quiz cards.

1. Melting 2. Condensation 3. Freezing

C. Identify the picture and colour:

Ice cream – Freezing

WORKSHEET – 3

A. Tick the correct properties and cross the wrong properties.

1. \checkmark 2. x 3. \checkmark 4. x

B. Circle the ones that are harmful for human being.

1. Sewage 2. Carbon monoxide

C. Think and answer:

1. Mercury 2. Hydrogen, Helium 3. Radon

D. Write the different gases:

Hydrogen, Helium

10. LIGHT, SOUND AND FORCE

WORKSHEET – 1

A. Observe the picture and identify the circled parts.

1. Shadow 2. Sound 3. Less friction 4. Push

B. Answer in one word:

1. Due to the absence of Air and Water
2. Straight line
3. Less

C. Identify the nature of sounds:

1. Pleasant 2. Pleasant 3. Unpleasant

WORKSHEET – 2

A. Circle the luminous objects:

1. Fire 2. Candle 3. Sun 4. Lamp

WORKSHEET – 3

A. How are these measured?

1. Frequency 2. Lumen 3. Force meter

B. Identify the instrument and its type:

1. Guitar 2. Trumpet 3. Drums

C. Identify the musical instrument:

1. Tabla

11. MEASUREMENT

WORKSHEET – 1

A. Mark T for True and F for False.

1. F 2. T 3. T 4. T 5. T

B. Match the picture:

1. Mass 2. Length 3. Time 4. Capacity.

C. Identify the measurement:

- 1 Cubit

WORKSHEET – 2

A. Unscramble and write the words based on clues:

1. Scale 2. Mass 3. Second 4. Unit

C. Circle and write the right option:

1. Centimetre 2. Centigrade 3. Capacity 4. Non-standard

WORKSHEET – 3

A. Identify the device and state its purpose:

Thermometer, It is used to measure the temperature.

B. Think and answer:

1. Measuring Tape 2. Weighing machine 3. Measuring Jar

C. Identify the measuring device:

1. Beam 2. Balance

12 – AIR, WATER AND WEATHER

WORKSHEET – 1

A. Label the water cycle:

1. Precipitation 2. Condensation 3. Evaporation

B. Mention any these uses of water:

1. Drinking 2. Bathing 3. Cleaning

C. Identify the weather:

1. Sunny 2. Windy 3. Rainy 4. Winter

WORKSHEET – 2

A. Match the picture:

1. Rainy 2. Windy 3. Cold 4. Hot 5. Cloudy

B. Identify the words:

					G
S	N	E	E	Z	E
					R
					M
	S				
	W	A	S	H	
	I				
	M				

C. Circle and write:

1. Underground tanks 2. Polluted 3. Water drops 4. Indoors

WORKSHEET – 3

A. Think and answer:

1. Weather Forecast
2. Rainwater Harvesting
3. Asthma

B. Unscramble and write the words:

1. Nitrogen
2. Water
3. Gale

C. Suggest two ways of rain water harvesting:

1. Collecting run-off water
2. Collecting rainwater in collection chamber.

13. THE SUN, MOON AND THE STARS

WORKSHEET – 1

A. Circle and Write:

1. Planets
2. Saturn
3. Gibbous
4. Constellations

B. Observe the picture and label the different phases:

- | | |
|---------------|---------------------|
| Left Halfmoon | Right Crescent Moon |
| Right Gibbous | New Moon |
| Full Moon | Left crescent Moon |
| Left Gibbous | Right Half Moon |

C. Unscramble and write the words:

1. Satellite
2. Gaters
3. Telescope

WORKSHEET – 2

A. Match the planets:

1. Neptune
2. Mercury
3. Earth
4. Mars
5. Saturn

C. Circle and write the right answer:

1. 27.32
2. 88
3. 1969
4. 8

WORKSHEET – 3

A. Answer in one word:

1. Alpha Centauri
2. Orbit
3. Ursa major

B. Explain the various space agencies:

1. Indian space Research Organisation
2. National Aeronautic Space Administration
3. European Space Agencies

C. Identify and colour the picture:

1. Astronaut

14. OUR PLANET EARTH

WORKSHEET – 1

A.

1. Atmosphere
2. Moving
3. Rotation
4. Water

B. Globe.

C. Human, Aeroplane, Book

WORKSHEET – 2

A.

1. Spherical
2. Ferdinand Megallan
3. April
4. Japan

WORKSHEET – 3

A.

Recycling, Pollution free, Afforestation

B.

1. Norway
2. Chicago

15. GOING INTO SPACE

WORKSHEET – 1

A.

Space Suit, Satellite, Rocket, Launch, Space

B.

1. Space shuttle
2. Mercury Redstone - 3
3. Rakesh Sharma

C.

1. Gravity
2. Moon
3. Astronaut

WORKSHEET – 2

B.

1. Hubble and kepler Telescope
2. Neil Armstrong
3. Soyu 2T11

C.

1. 10
2. Space
3. 195
4. Columbia

WORKSHEET – 3

A.

1. The study of stars and other heavenly bodies

2.

3. Creature coming from other planets.